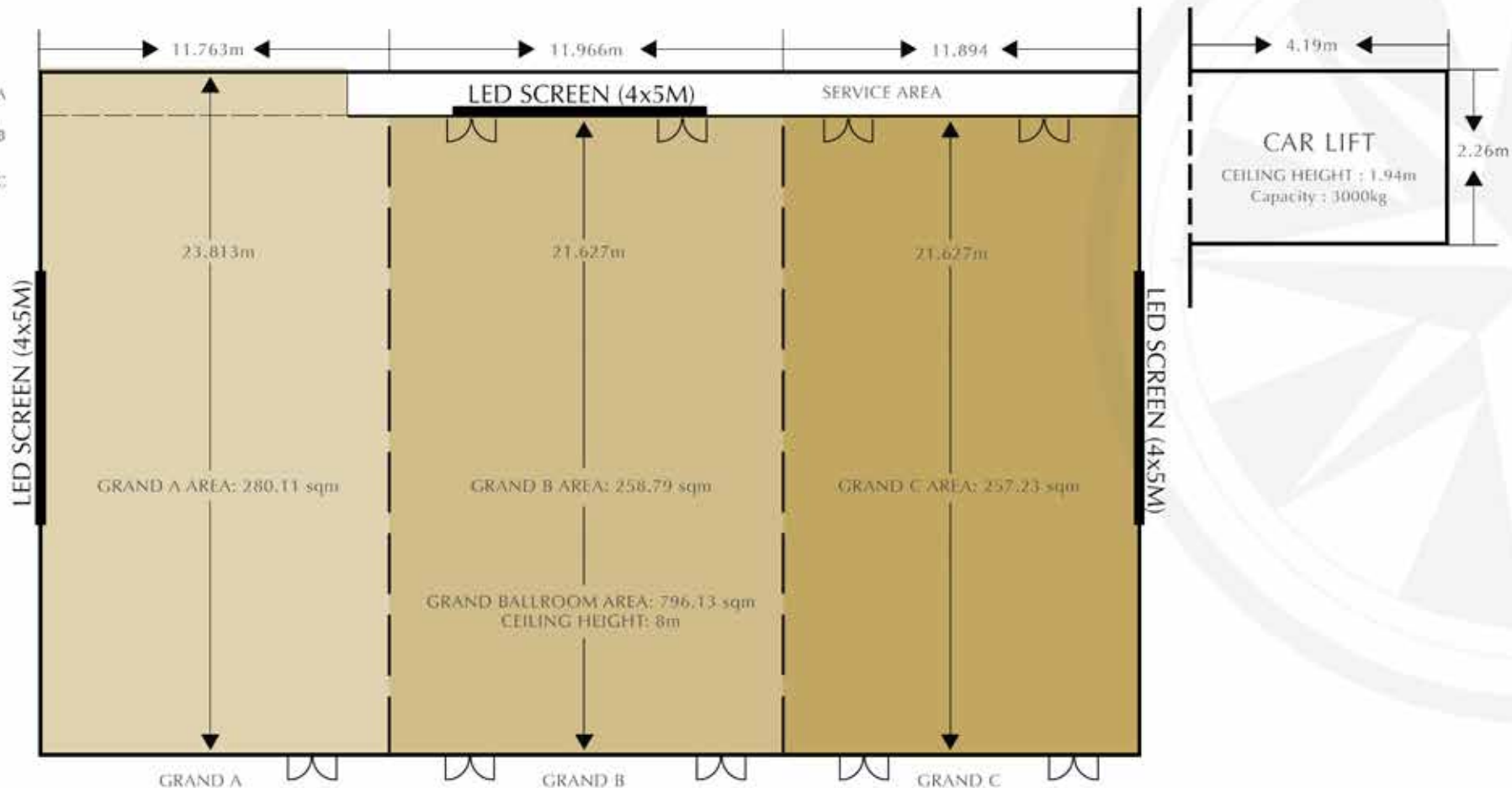


LEGEND:

- GRAND A
- GRAND B
- GRAND C



Venue	Area in Square Meters	Height in Meters	Banquet Setup	Classroom Setup	Theater Setup	Cocktail Setup	Block Setup	U-Shape Setup
Grand Ballroom	796.13	8	756	600	1000	1020	224	110
Grand A	280.11	8	252	120	238	250	72	66
Grand B	258.79	8	216	108	238	250	72	66
Grand C	257.23	8	216	108	238	250	72	66

*The number of persons is based on the maximum capacity, with no provision for stage, dancefloor and other paraphernalia, except tables and/or chairs.

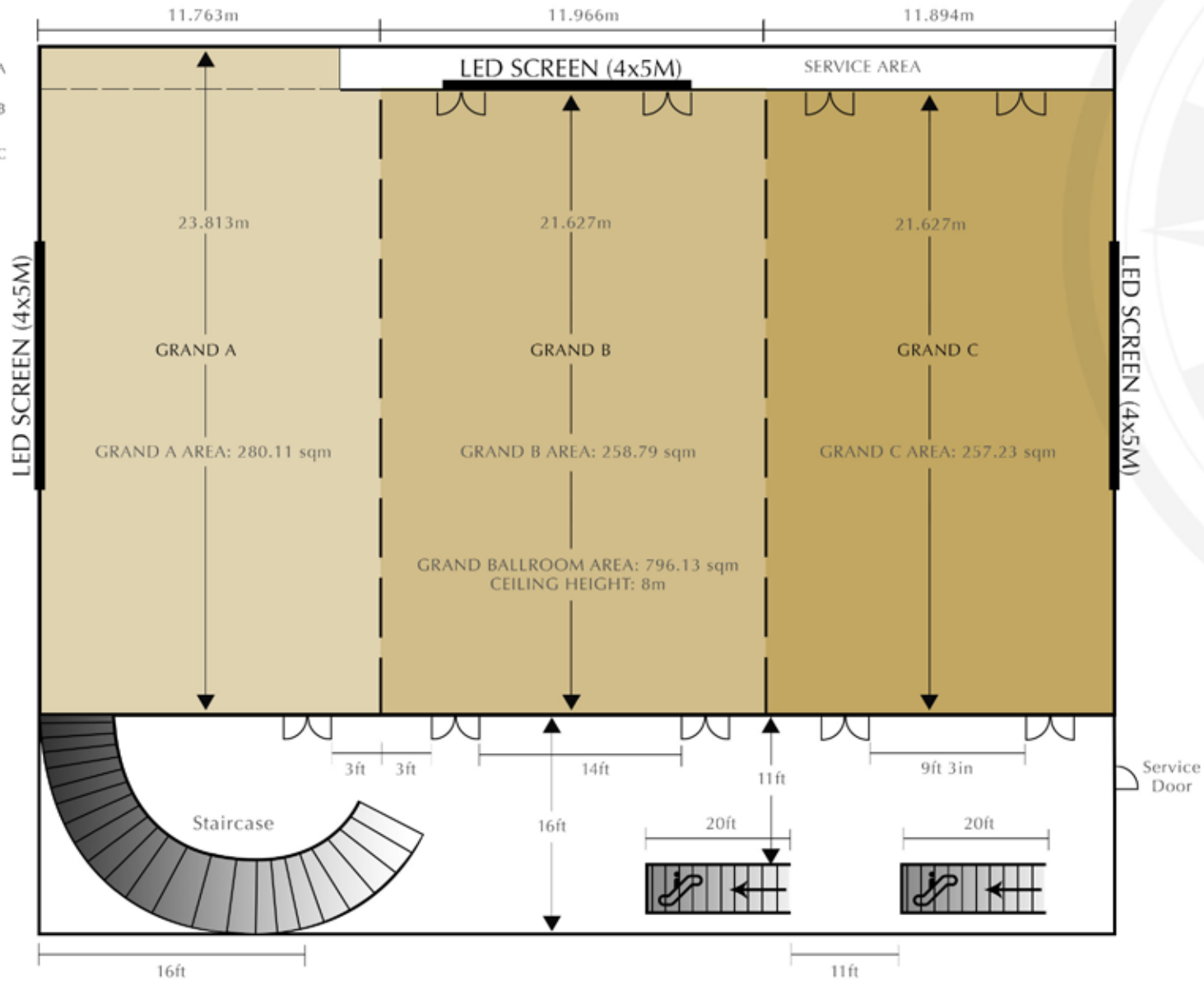
**THE BELLEVUE MANILA
GRAND BALLROOM**

CONTACT OUR SALES CENTER
Tel: +(632) 771 8181 loc. 8113
E-mail: tbnml@thebellevue.com



LEGEND:

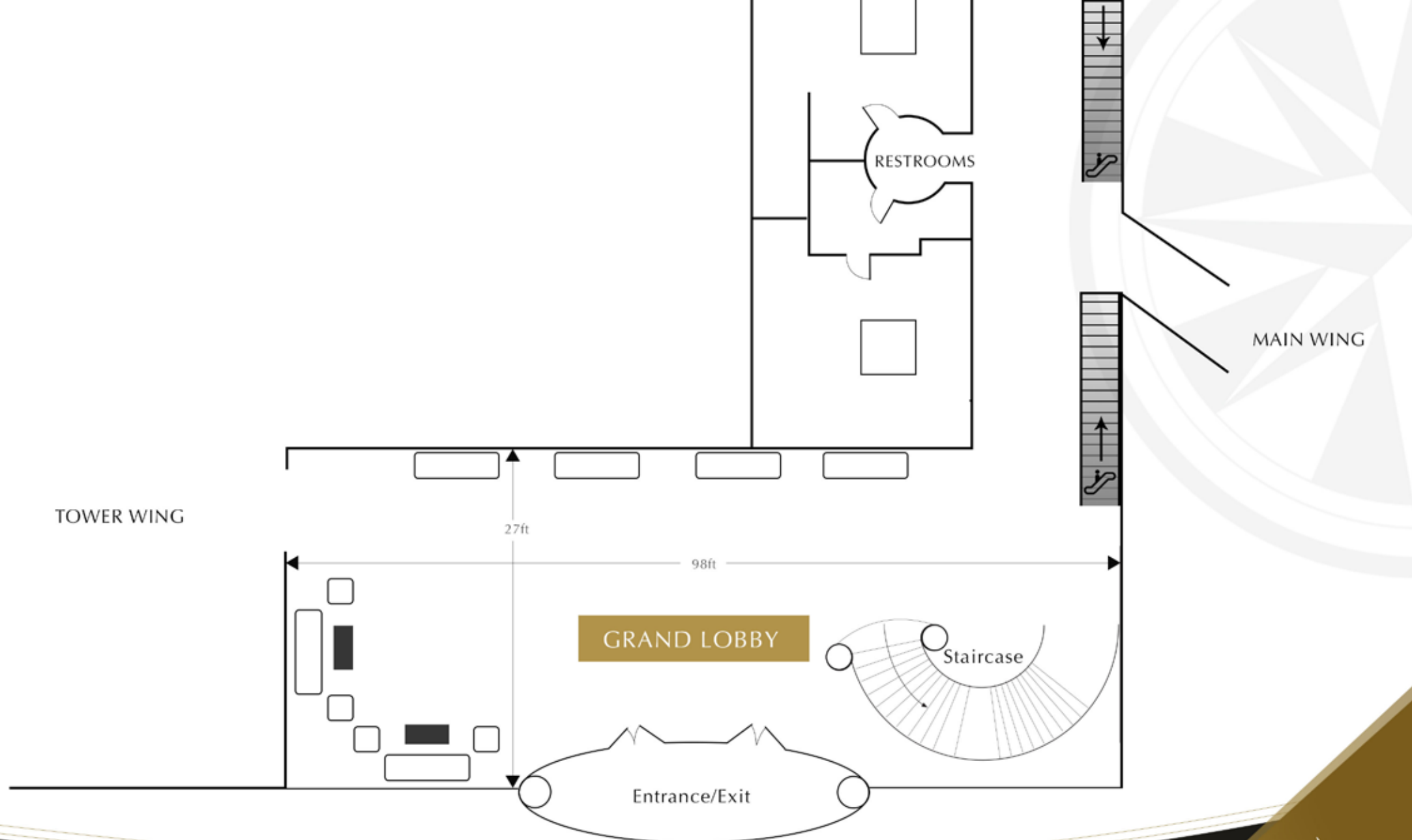
- GRAND A
- GRAND B
- GRAND C



THE BELLEVUE MANILA GRAND BALLROOM with FOYER

CONTACT OUR SALES CENTER
Tel: +(632) 771 8181 loc. 8113
E-mail: tbnml@thebellevue.com



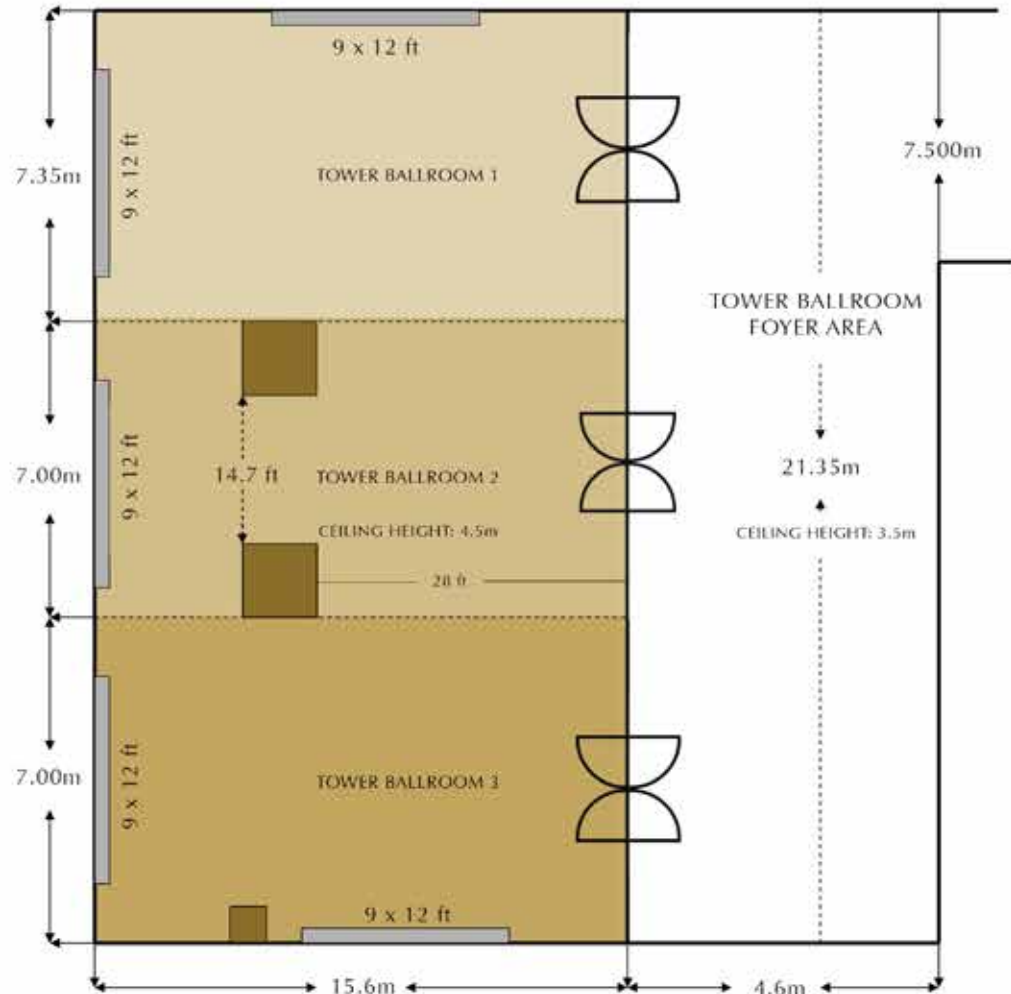


THE BELLEVUE MANILA
GRAND LOBBY

CONTACT OUR SALES CENTER
Tel: +(632) 771 8181 loc. 8113
E-mail: tbnml@thebellevue.com



THE BELLEVUE
MANILA



LEGEND:

- TOWER 1
- TOWER 2
- TOWER 3



Venue	Area in Square Meters	Height in Meters	Banquet Setup	Classroom Setup	Theater Setup	Cocktail Setup	Block Setup	U-Shape Setup
Tower Ballroom	333	4.50	290	90	270	350	72	36
Tower 1	114.66	4.50	100	60	110	110	24	26
Tower 2	109.2	4.50	80	42	80	80	18	20
Tower 3	109.2	4.50	80	60	110	110	24	26

*The number of persons is based on the maximum capacity, with no provision for stage, dancefloor and other paraphernalia, except tables and/or chairs.

THE BELLEVUE MANILA TOWER BALLROOM

CONTACT OUR SALES CENTER
Tel: +(632) 771 8181 loc. 8113
E-mail: tbnml@thebellevue.com





LEGEND:

- GRAND A
- GRAND B
- GRAND C

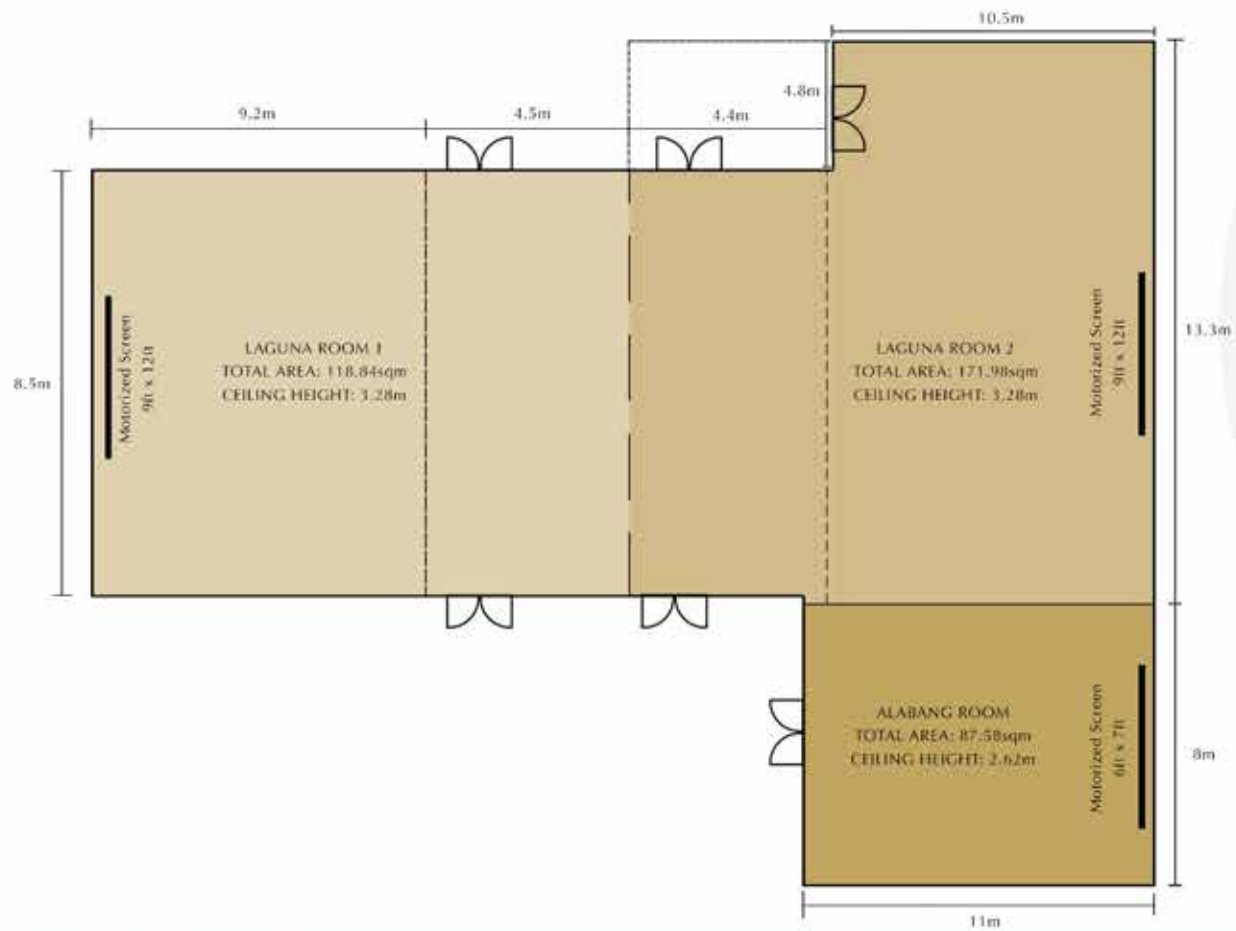
**THE BELLEVUE MANILA
TOWER BALLROOM & GRAND BALLROOM
CONNECTION LAYOUT**

CONTACT OUR SALES CENTER
Tel: +(632) 771 8181 loc. 8113
E-mail: tbnml@thebellevue.com



LEGEND:

- LAGUNA 1
- LAGUNA 2
- ALABANG



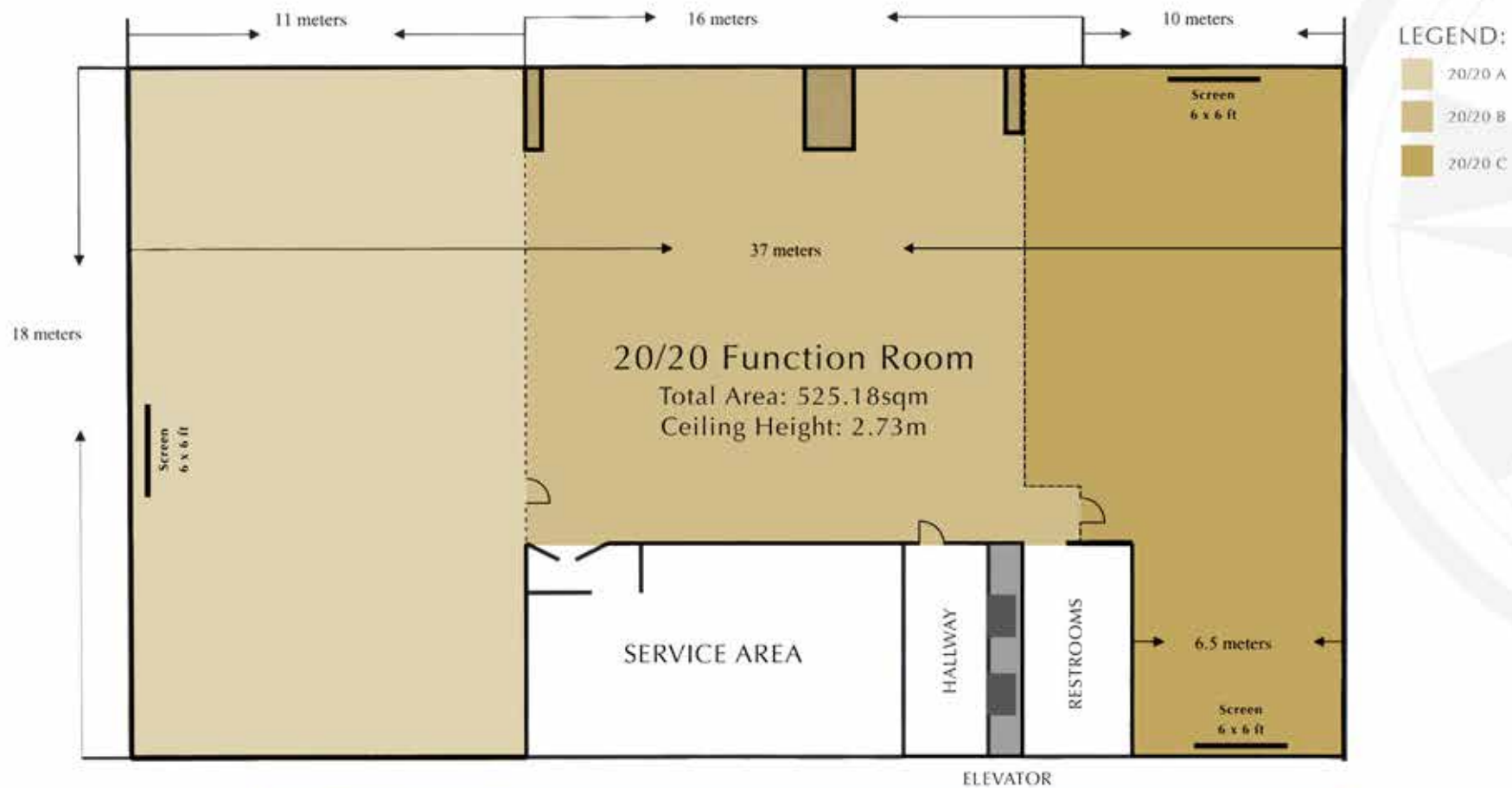
Venue	Area in Square Meters	Height in Meters	Banquet Setup	Classroom Setup	Theater Setup	Cocktail Setup	Block Setup	U-Shape Setup
Main Wing Alabang Room	87.58	2.62	50	45	70	60	24	21
Laguna Function Room	290.75	3.28	270	195	300	300	72	50
Laguna 1	118.84	3.28	90	72	152	150	36	32
Laguna 2	171.91	3.28	150	96	169	170	36	32

*The number of persons is based on the maximum capacity, with no provision for stage, dancefloor and other paraphernalia, except tables and/or chairs.

THE BELLEVUE MANILA
LAGUNA 1 & 2, ALABANG

CONTACT OUR SALES CENTER
Tel: +(632) 771 8181 loc. 8113
E-mail: tbnml@thebellevue.com





Venue	Area in Square Meters	Height in Meters	Banquet Setup	Classroom Setup	Theater Setup	Cocktail Setup	Block Setup	U-Shape Setup
20/20 Function Room	525.18	2.73	300	200	300	300	72	66
20/20 Function Room A	177.85	2.73	120	54	120	120	39	39
20/20 Function Room B	271.55	2.73	80	54	80	80	30	30
20/20 Function Room C	129.55	2.73	100	54	100	100	26	26

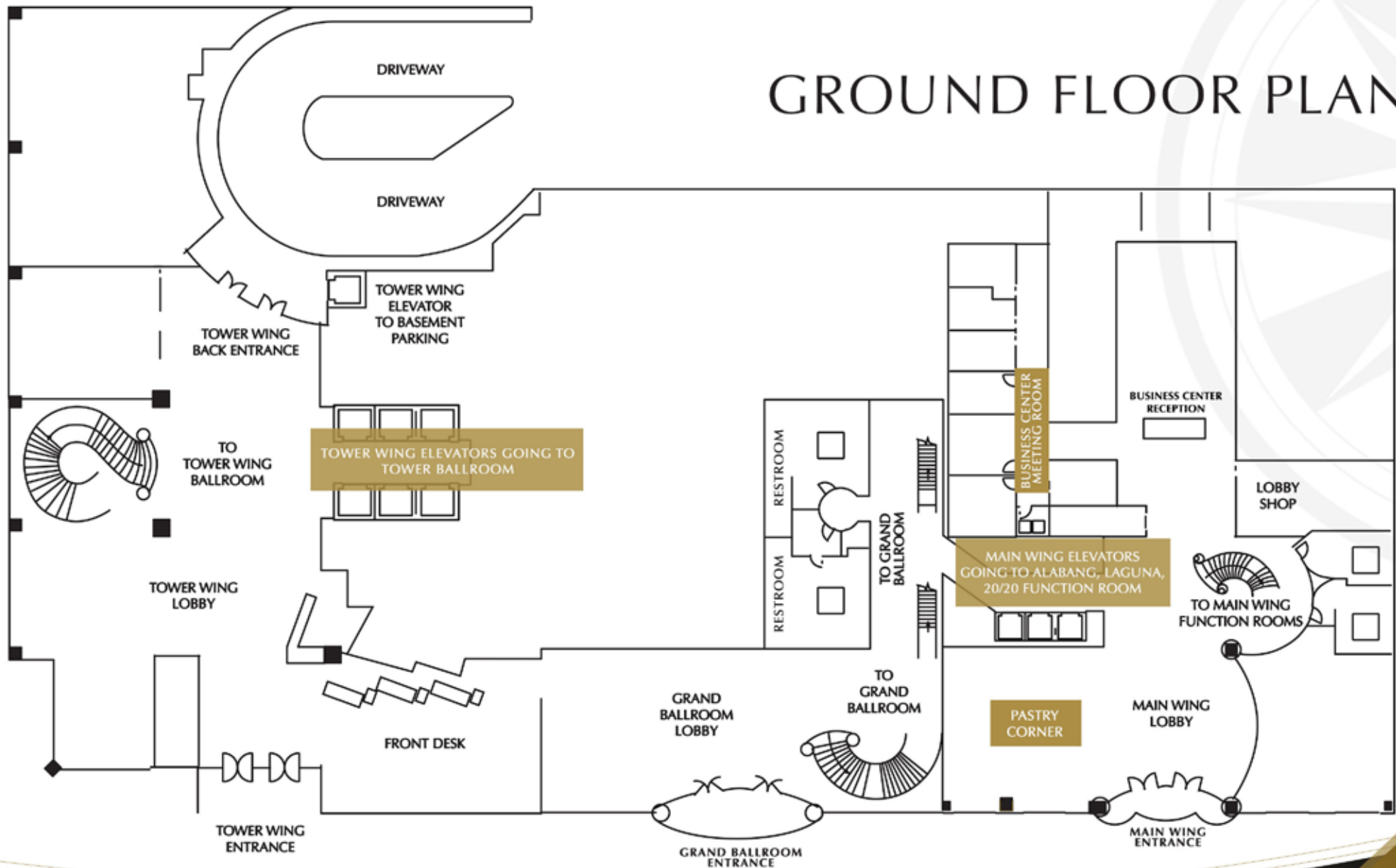
*The number of persons is based on the maximum capacity, with no provision for stage, dancefloor and other paraphernalia, except tables and/or chairs.

THE BELLEVUE MANILA
2020 FUNCTION ROOM

CONTACT OUR SALES CENTER
Tel: +(632) 771 8181 loc. 8113
E-mail: tbnml@thebellevue.com


THE BELLEVUE
MANILA

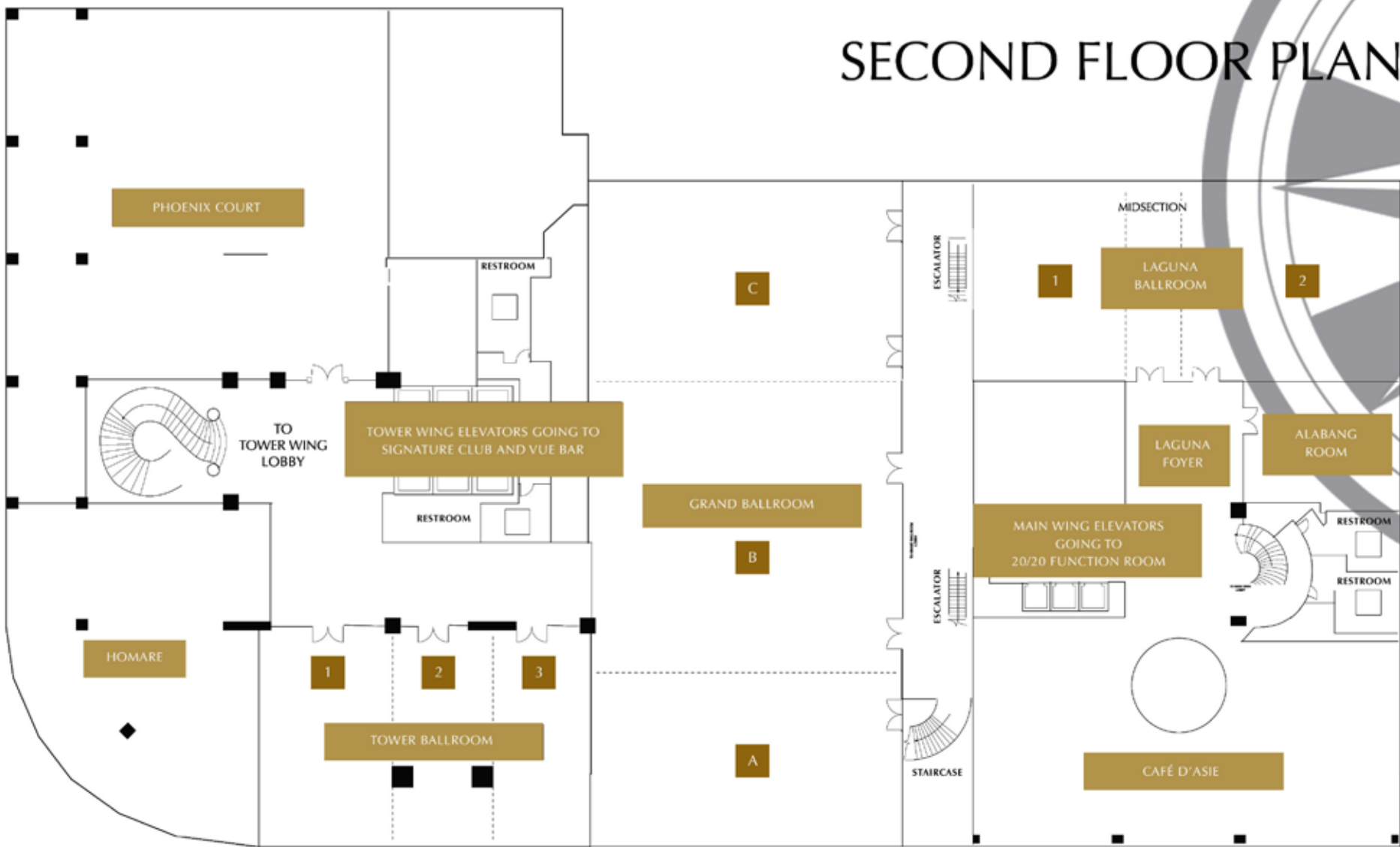
GROUND FLOOR PLAN



THE BELLEVUE MANILA
GROUND FLOOR

CONTACT OUR SALES CENTER
Tel: +(632) 771 8181 loc. 8113
E-mail: tbnml@thebellevue.com

SECOND FLOOR PLAN



THE BELLEVUE MANILA
2ND FLOOR

CONTACT OUR SALES CENTER
Tel: +(632) 771 8181 loc. 8113
E-mail: tbnml@thebellevue.com

